

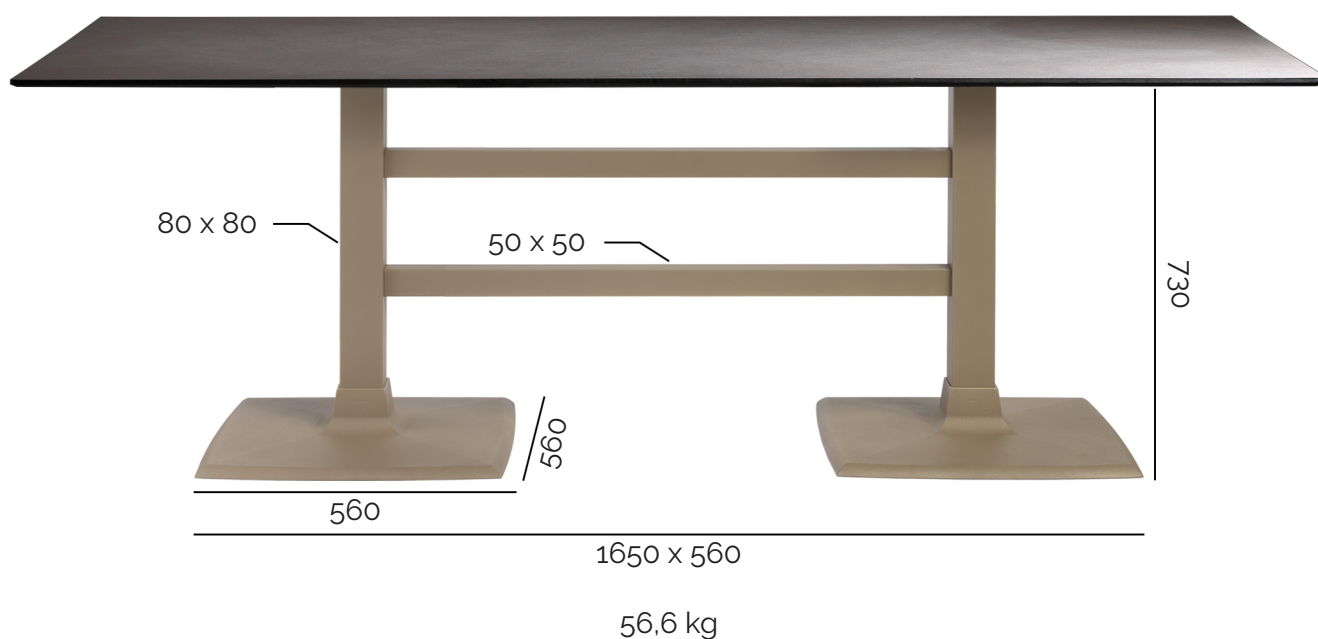
## CAPITOL XL DOUBLE BASE

Cast iron base composed of two square painted cast iron ballast, two painted steel columns and two painted steel square connecting crossbars in square sections. Equipped with two "Star" crosses in die-cast aluminum or two steel plates "Forte" for wide tops.

### STANDARD HEIGHTS

dimensions in millimeters

TOP 2400 x 1000 / 2600 x 1000




#### Standard finishes




03. Orange peel effect black

#### Premium finishes



19. Damasco black, 20. Cracked black,  
21. Cracked white

#### Special finishes



04. Wrinkle white, 05. Wrinkle cappuccino,  
06. Wrinkle grey, 07. Graphite sand gray,  
08. Graphite black, 09. Polished black gold,  
10. Polished black silver, 11. Orange peel aluminum,  
12. PF red, 13. Polished metallic silver,  
14. Burnished steel, 15. Rust, 16. Corten

## TECHNICAL DETAILS

- Painted cast iron ballasts with epoxy dust
- Painted steel columns with epoxy dust
- Painted steel crossbars with epoxy dust
- "Star" crosses in die-cast painted aluminum with epoxy dust
- Steel plates "Forte" for wide tops
- 8 adjustable feet

## EXTRAS

- Painting in any RAL color
- Exterior outdoor finishing (polyester painting) \*
- Transparent, matte, anti-fingerprint polyester painting

\* see "[Warranty, cleaning and maintenance of the products, use and placement of the products](#)"