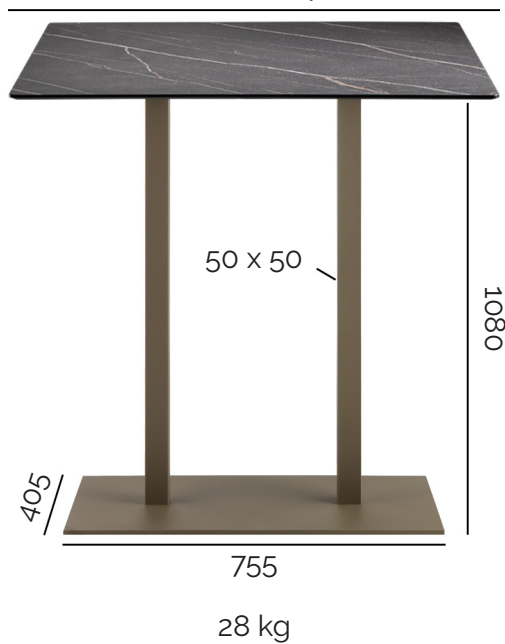


Steel base composed of rectangular painted steel ballast, cover in rectangular sections and columns in square sections and in satin inox or painted steel. Equipped with a "Star" cross in die-cast aluminum or dial in aluminum for glass tops.

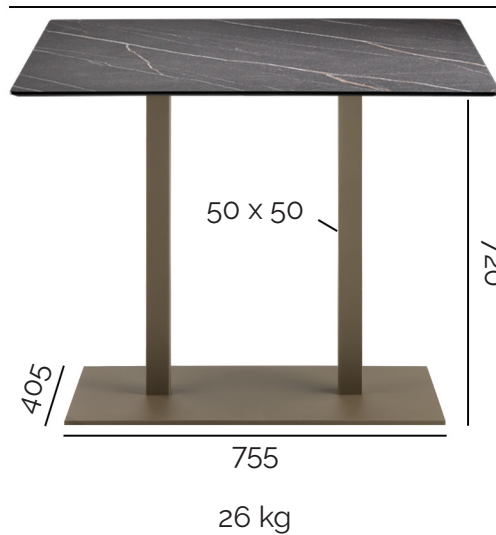
STANDARD HEIGHTS

dimensions in millimeters

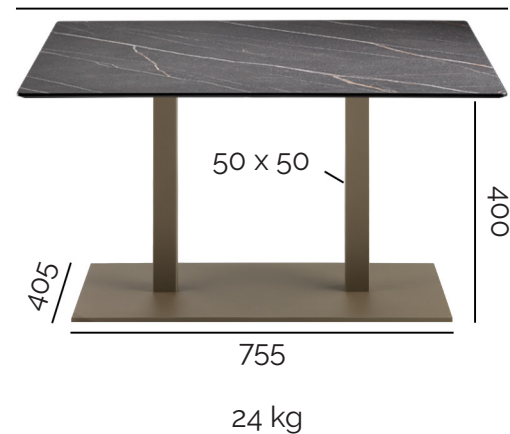
TOP 1200 x 700



TOP 1400 x 800 / 1600 x 800



TOP 1600 x 900




Standard finishes




01. Satin inox, 03. Orange peel effect black

Premium finishes



17. Industrial brushed galvanized,
18. Industrial brushed burnished steel,
19. Damasco black, 20. Cracked black,
21. Cracked white

Special finishes



04. Wrinkle white, 05. Wrinkle cappuccino,
06. Wrinkle grey, 07. Graphite sand gray,
08. Graphite black, 09. Polished black gold,
10. Polished black silver, 11. Orange peel aluminum,
12. PF red, 13. Polished metallic silver,
14. Burnished steel, 15. Rust, 16. Corten



TECHNICAL DETAILS

- Painted steel ballast with epoxy dust
- Satin inox or painted steel columns and cover with epoxy dust
- "Star" crosses in die-cast painted aluminum with epoxy dust
- Dials in aluminum for glass tops
- 4 adjustable feet

EXTRAS

- Painting in any RAL color
- Exterior outdoor finishing (polyester painting) *
- Transparent, matte, anti-fingerprint polyester painting
- Single base cardboard packaging

* see "[Warranty, cleaning and maintenance of the products, use and placement of the products](#)"