

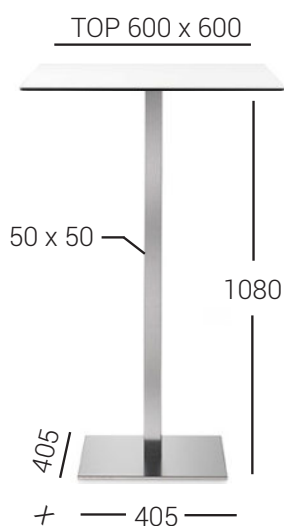
SLIM LINE

500Q BASE

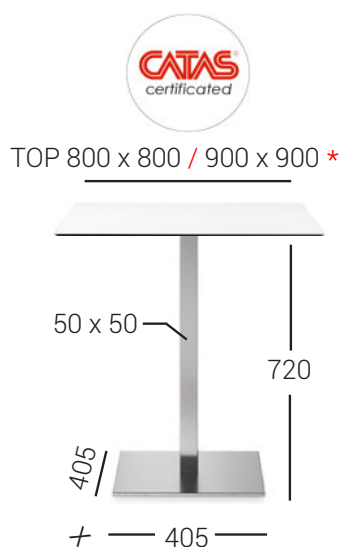
Stainless steel base composed of square steel ballast, stainless steel cover, stainless steel column in square sections, "star" cross in die-cast aluminum or dial in aluminum for glass tops.

STANDARD HEIGHTS

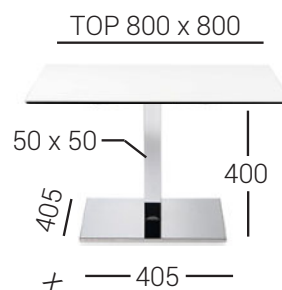
dimensions in millimeters



15 kg




14 kg




13 kg

Standard finishes



01. Satin Inox,
02. Shiny Chrome,
03. Orange Peel Effect Black

Special finishes



05. Wrinkle White,
06. Wrinkle Cappuccino,
07. Wrinkle Grey,
08. Orange Peel Aluminum

Industrial paintings



09. Corten, 10. Rust,
11. Graphite Grey, 12. Coal Black,
13. Gunmetal, 14. Burnished Steel

Brushings



16. Industrial Brushed Galvanized,
17. Industrial Brushed Burnished Steel

* see "[Warranty, cleaning and maintenance of the products, use and placement of the products](#)"

N.B: top measurements are indicative or recommended by PF STILE
N.B: the industrial finishes are made with artisan procedures and there can be variations in color from production to production

TECHNICAL FEATURES

- Painted steel ballast
- Stainless steel cover, steel chrome or painted steel
- Stainless steel column, steel chrome or painted steel
- “Star” cross in die-cast aluminium
- Aluminium plate for glass tops
- 4 PE caps

EXTRAS

- Painting in any RAL color
- Exterior outdoor finishing *
- Transparent polyester coating, anti-fingerprint and matt effect
- Single base cardboard packaging

* see "[Warranty, cleaning and maintenance of the products, use and placement of the products](#)"